

Grade 2 International School






Essay Prep Guide

8 Weekly Sessions ▪ 10 Practice Prompts ▪ Model Essays Included

Student Name: _____


Date Started: _____

WHAT'S INSIDE THIS WORKBOOK

-  8 Weekly Session Worksheets
-  10 Practice Prompts — same style as real entrance exams
-  Model Essays — ideal Grade 2 level answers for every prompt
-  Graphic Organizers for every writing type
-  Self-Assessment Checklists for every session

8-WEEK ROADMAP

Week	Focus	Key Skill
1	Warm Up + Sentence Power	Sentence variety & details
2	Personal Narrative — Structure	Beginning / Middle / End
3	Personal Narrative — Practice	Write about MY experiences
4	Opinion Writing — Structure	I think... because... For example...
5	Opinion Writing — Practice	Giving strong reasons
6	Descriptive Writing	Paint pictures with words

7	Creative Writing	Imaginative story writing
8	 Mock Exam Day!	Full timed entrance exam practice

이 가이드에 대하여

About This Guide

대상 학생

이 가이드는 국제학교 Grade 2 입학시험을 준비하는 학생을 위해 만들어졌습니다. 현재 Grade 1 재학 중이거나, Grade 2 입학을 목표로 하는 6~8세 학생들에게 적합합니다.

- 영어가 모국어가 아닌 학생 (ESL 학습자)
- 영어로 글쓰기의 기본 구조를 처음 배우는 학생
- 입학시험 에세이 섹션에 자신감을 쌓고 싶은 학생
- 8주 동안 집에서 부모님과 함께 체계적으로 준비하고 싶은 가정

이 가이드를 활용하는 방법

매주 Session 1~8을 순서대로 진행하세요. 각 세션은 약 30~45분 분량입니다. 세션이 끝나면 해당 주의 연습 프롬프트를 활용해 추가 글쓰기 연습을 하세요. 워크북 뒷부분에는 10개의 연습 프롬프트와 각 프롬프트에 대한 모델 에세이가 제공됩니다.

부모님을 위한 팁: 아이가 글을 쓴 후, 각 세션 뒤에 있는 체크리스트를 함께 확인해 주세요. '혹이 있니?', '이유를 2개 이상 줬니?'처럼 구체적인 질문으로 피드백을 주시면 효과적입니다.

입학시험 에세이 섹션 — 꼭 알아야 할 핵심 포인트

What Examiners Look For

국제학교 입학시험의 에세이 섹션은 단순한 문법 테스트가 아닙니다. 채점관은 아이가 자신만의 목소리로 생각을 논리적으로 표현할 수 있는지를 봅니다. 아래는 시험에서 가장 중요하게 평가되는 5가지 핵심 항목입니다.

평가 항목	설명	준비 포인트
① 구조 (Structure)	글에 명확한 시작, 중간, 끝이 있는가?(Personal Narrative) 또는 의견-이유-예시 구조가 있는가? (Opinion)	Session 2, 4에서 집중 연습
② 세부 묘사 (Details)	"It was fun" 같은 막연한 표현 대신, 구체적인 상황과 감정을 묘사하는가?	Session 1, 6에서 집중 연습
③ 어휘 (Vocabulary)	boring한 단어 대신 powerful한 단어를 사용하는가? (big → enormous, happy → overjoyed)	Session 1, 6에서 집중 연습
④ 문장 다양성 (Sentence Variety)	모든 문장이 같은 길이/구조가 아닌, 짧고 긴 문장이 적절히 섞여 있는가?	Session 1에서 집중 연습
⑤ 전환어 (Transitions)	First, Then, Finally / because, For example 등 연결어를 자연스럽게 사용하는가?	Session 1, 2, 4에서 연습

🕒 시험 시간에 대하여

대부분의 국제학교 Grade 2 입학 에세이는 20~30분 안에 완성해야 합니다. 이 시간 안에 계획(2~3분) → 작성(20분) → 검토(2~3분)의 흐름을 익히는 것이 중요합니다. Mock Exam(Session 8)에서 실제 타임 연습을 반드시 해보세요.

주로 나오는 프롬프트 유형

Common Prompt Types

국제학교 Grade 2 입학시험에서는 크게 4가지 글쓰기 유형이 출제됩니다. 가장 자주 나오는 것은 Personal Narrative(자신의 경험)와 Opinion(의견) 글쓰기입니다.

유형	설명	출제 빈도	핵심 구조
Personal Narrative(개인 경험 서술)	본인의 실제 경험을 이야기 형식으로 씁니다. "Write about a time when..."	★★★★★매우 높음	Beginning → Middle → End(혹 + 감정 + 세부 묘사 필수)
Opinion(의견 글쓰기)	특정 주제에 대한 자신의 의견과 이유를 씁니다. "Do you think...? Why or why not?"	★★★★☆높음	Opinion → Reason 1 → Reason 2 → Example → Conclusion
Descriptive(묘사 글쓰기)	사람, 장소, 물건을 5감각으로 묘사합니다. "Describe your favorite place..."	★★★☆☆보통	5 Senses + Powerful Adjectives시각→청각→후각→촉각→미각
Creative(창의 글쓰기)	상상력을 발휘해 이야기를 만듭니다. "Imagine you find a magic..."	★★★☆☆보통	Character + Setting + Problem+ Solution + Lesson

이 가이드의 연습 프롬프트 10개 구성:

Personal Narrative	Opinion	Descriptive	Creative
4개 (40%)	4개 (40%)	1개 (10%)	1개 (10%)

목차 | Table of Contents

한국어 소개 (Korean Introduction)

이 가이드에 대하여	2
입학시험 에세이 핵심 체크포인트	3
주로 나오는 프롬프트 유형	4

8주 세션 워크시트 (Weekly Sessions)

Session 1 Sentence Power — Details & Transitions	6
Session 2 Personal Narrative — Structure	9
Session 3 Personal Narrative — Practice	12
Session 4 Opinion Writing — Structure	16
Session 5 Opinion Writing — Practice	19
Session 6 Descriptive Writing	23
Session 7 Creative Writing	26
Session 8 Mock Entrance Exam	29

연습 프롬프트 + 모델 에세이 (Practice Prompts & Model Essays)

Prompt 1 Personal Narrative — A Proud Moment	34
Prompt 2 Personal Narrative — A Time Something Went Wrong .	37
Prompt 3 Personal Narrative — A Wonderful Surprise	40
Prompt 4 Personal Narrative — My First Time Trying Something New .	43
Prompt 5 Opinion — School Uniforms	46
Prompt 6 Opinion — The Most Important School Subject	49
Prompt 7 Opinion — City or Countryside?	52
Prompt 8 Opinion — What Makes a Good Friend?	55
Prompt 9 Descriptive — My Favorite Place	58
Prompt 10 Creative — The Magical Backpack	61

부록 (Appendix)

Graphic Organizer A — Personal Narrative Planner	64
Graphic Organizer B — Opinion Writing Planner (O-R-E)	65

SESSION 1 | Sentence Power!

From good sentences → GREAT sentences

🎯 Today's Goal

You already know how to write sentences. Today you will learn how to make them more interesting, detailed, and impressive — exactly what exam readers love to see!

PART 1 | The Magic of Details

A basic sentence tells what happened. A GREAT sentence tells WHAT + WHO/WHAT + WHERE + HOW/WHY.

✗ Boring Sentence	✓ Powerful Sentence
I ate food.	I ate a warm bowl of rice with my grandmother.
The dog ran.	The golden dog raced across the wet grass.
I went to school.	I walked to my cozy school under the bright blue sky.
She cried.	She cried quietly into her soft pillow.

Exercise 1A | Add Details!

Make each boring sentence GREAT by adding details. Use the question hints!

1. I played. → (Who? Where? How?)

2. I saw a bird. → (What kind? What was it doing?)

3. We ate lunch. → (What food? With whom? Where?)





4. It was fun. → (What was fun? Why? How did you feel?)

PART 2 | Feeling Words & The 5 Senses

Strong writers SHOW feelings and use the 5 senses. Don't just say "I was happy." Show WHY!

Instead of: "I was happy."

Write: "My heart felt like it was floating when I heard the news!"

 See	sparkling, golden, shadowy, misty, bright
 Hear	crackled, hummed, echoed, whispered, boomed
 Smell	smoky, fresh, sweet, salty, flowery
 Touch	rough, silky, warm, icy, bumpy
 Taste	tangy, bitter, creamy, spicy, sweet

Exercise 1B | Show, Don't Tell!

Rewrite these "telling" sentences into "showing" sentences using feeling words and senses.

1. "I was scared."

2. "The food was delicious."

3. "My room was messy."

PART 3 | Connecting Words (Transitions)

These words make your writing flow smoothly. Exam readers LOVE to see them!

To start	First, To begin with, One day,
To add more	Also, In addition, Furthermore,
To show time	Then, After that, Next, Finally,
To show feelings	Luckily, Unfortunately, Surprisingly,
To end	In the end, Overall, To conclude,

Exercise 1C | My Writing Challenge

Write 5 sentences about your morning using at least 3 transition words and 2 sense words.

Topic: My Morning Today

Self-Check:

- I used at least 3 transition words
- I used at least 2 sense/feeling words
- Each sentence gives specific details
- I read it back aloud — it sounds natural

SESSION 2 | Personal Narrative — Structure

Learn the 3-part story structure

Today's Goal

A Personal Narrative is a true story from YOUR life. Entrance exams LOVE this type of writing because it shows who you are. Learn the 3-part structure today!

PART 1 | What Is a Personal Narrative?

Personal Narrative = A TRUE story from your own life, told with feelings and details.

- ✓ It happened to YOU (use I, me, my, we)
- ✓ It has a clear beginning, middle, and end
- ✓ It includes your FEELINGS
- ✓ It has specific details (not just "it was fun")

PART 2 | The 3-Part Structure

1 — BEGINNING Set the scene!	Tell WHEN, WHERE, and WHO. Hook the reader! Start with an action, feeling, or question.
2 — MIDDLE Tell what happened!	Describe the events in order. Include feelings and details. Use transition words (Then, Next, After that...)
3 — END Wrap it up!	How did it end? What did you learn or feel? This is your LAST impression — make it memorable!

PART 3 | Read & Analyze

Read this sample personal narrative. Label each part: Beginning, Middle, or End.

Sample: My First Swimming Lesson

[Part ____] Last summer, I stood at the edge of a large blue pool, my heart pounding with fear. My swim teacher, Mr. Park, smiled kindly at me. The water sparkled under the bright sun, but all I could think about was how deep it looked.

[Part ____] First, Mr. Park showed me how to kick my legs while holding the edge. Then, I practiced floating on my back, which felt strange and wobbly. After many tries, I finally swam three strokes on my own! My lungs burned and my arms ached, but I kept going.

[Part ____] When I climbed out of the pool, I felt a warm wave of pride rush over me. That day, I learned that trying something scary is always worth it. I couldn't wait for my next lesson!

What is the first thing the author tells us? (Beginning)

Circle 3 transition words in the Middle. Write them here:

What feeling does the author end with? (End)

PART 4 | Plan YOUR Story — Graphic Organizer

Choose ONE topic to plan today:

A time I felt proud A fun family day A day something went wrong My own idea: _____

BEGINNING When? Where? Who? How did you feel?	
MIDDLE What happened? Key details?	
END How did it end? What did you feel or learn?	

Homework: Write your full personal narrative on a separate page. Aim for 3 solid paragraphs!

SESSION 3 | Personal Narrative — Practice

Write freely about YOUR life

Today's Goal

Practice writing personal narratives quickly, the way you will on the real exam. You will practice 2 different topics today. Aim for quality AND speed!

Quick Review — Personal Narrative Checklist

- Beginning: Set the scene with WHEN, WHERE, WHO + a hook
- Middle: Tell events in ORDER using transition words
- End: Share your feeling or what you learned
- Throughout: Use details and feeling/sense words

TOPIC 1 | A Time I Was Surprised

Write about a time when something surprised you. What happened? How did you feel?

Think of: birthday surprises, an unexpected gift, finding something, a game result, something funny that happened...

My surprise:	
How I felt before:	
How I felt after:	

Write your narrative: (aim for 3 paragraphs)

SESSION 4 | Opinion Writing — Structure

Learn to argue your point!

Today's Goal

Opinion writing means sharing what YOU think — and explaining WHY with reasons. This is one of the most common types of writing on entrance exams!

PART 1 | The O-R-E Formula

O — OPINION State what you think clearly.	Use: "I think...", "I believe...", "In my opinion..."
R — REASON Give WHY you think this.	Use: "because...", "The reason is...", "This is because..."
E — EXAMPLE Give a specific example.	Use: "For example...", "For instance...", "One time..."

PART 2 | Read & Label

Read this opinion paragraph. Label each sentence O, R, or E.

- [] I think that reading books is the best way to spend free time.
- [] Books teach us about the world and help us understand people who are different from us.
- [] For example, when I read "Charlotte's Web," I learned about friendship and saying goodbye. That story taught me things no one ever told me!

PART 3 | Helpful Sentence Starters

OPINION starters	REASON starters	EXAMPLE starters
I think...I believe...In my opinion...I feel that...	This is because...The reason is...because...This matters because...	For example...For instance...One time, I...In my experience...

SESSION 5 | Opinion Writing — Practice

2 real exam-style opinion topics

Today's Goal

Practice 2 opinion prompts that look exactly like real entrance exam questions. Use the O-R-E formula every time!

Quick Reminder: O → Opinion | R → Reason | E → Example

TOPIC 1 | School Uniforms

Do you think students should wear school uniforms? Why or why not? Write at least 2 strong reasons and 1 example.

Quick Plan:

Full Opinion Paragraph:

SESSION 6 | Descriptive Writing

Paint pictures with your words!

🎯 Today's Goal






Descriptive writing describes a person, place, or thing so clearly that the reader can picture it exactly. You use your 5 senses and powerful adjectives.

PART 1 | Powerful Adjectives Bank

Boring word	Powerful alternatives
big	enormous, massive, gigantic, vast, towering
small	tiny, miniature, delicate, petite, microscopic
nice	wonderful, magnificent, breathtaking, dazzling
scary	terrifying, spine-chilling, dreadful, haunting
happy	overjoyed, beaming, elated, thrilled, gleeful
sad	heartbroken, gloomy, sorrowful, melancholy

PART 2 | The 5-Senses Web

Fill in this sensory web for YOUR bedroom (or your favorite place):

 SEE		 HEAR	
 SMELL		 FEEL/TOUCH	
 TASTE			

PART 3 | Write Your Description

Descriptive Writing Checklist

- I used at least 3 of the 5 senses
- I replaced boring adjectives with powerful ones
- My reader can PICTURE the place without being there
- I used specific details (not just "it was beautiful")






SESSION 7 | Creative Writing

Let your imagination fly!

Today's Goal

Creative writing lets you make up a story! Even imaginary stories need a clear structure, interesting characters, and a problem + solution.

PART 1 | Story Elements

 CHARACTER	WHO is in the story? Give details about them!
 SETTING	WHERE and WHEN does the story happen?
 PROBLEM	What goes WRONG or what challenge must be overcome?
 SOLUTION	How does the character SOLVE the problem?
 THEME	What lesson did the character (or reader) learn?

PART 2 | Choose Your Story Prompt

- Topic A: One morning, you wake up and find a tiny door in your bedroom wall. Where does it lead?
- Topic B: You receive a mysterious letter from someone you've never met. What does it say? What do you do?
- Topic C: Your pet starts talking. What do they say first?
- Topic D: You discover you have one superpower for a day. What is it and what do you do?

My Story Plan:

Character(s):	
Setting (where + when):	
Problem:	
Solution:	

Creative Writing Checklist

- I have a clear character, setting, problem, and solution
- My beginning HOOKS the reader
- I used dialogue OR feelings to bring it to life
- My ending has a satisfying conclusion or lesson



SESSION 8 | Mock Entrance Exam

Writing Assessment — Grade 2

Student Name: _____	Grade Applying For: Grade 2
Date: _____	Time Allowed: 25 minutes



INSTRUCTIONS

- Read ALL prompts before starting.
- Choose ONE prompt from Part A AND ONE from Part B.
- You have 25 minutes total. Spend about 3 minutes planning, then write.
- Write clearly. Use complete sentences.
- Check your work when finished using the checklist on the last page.

PART A | Personal Narrative or Creative Writing (Choose ONE)

Write a paragraph or short story (at least 1 full page) in response to ONE of the prompts below.

Prompt 1 (Personal Narrative): Write about a time when you worked very hard for something. What did you want? What steps did you take? How did it feel in the end?

Prompt 2 (Creative Writing): Imagine you find a magical backpack that can produce anything you need. Write a story about your first day using it. What happens? Is there a problem?

Planning space (2-3 minutes):

My Writing — Part A:

연습 프롬프트 + 모델 에세이

Practice Prompts & Model Essays | 총 10개

사용 방법 (How to use this section):

- ① 먼저 아이가 스스로 글을 써봅니다. (Plan → Write → Check)
- ② 다 쓴 후에, 아래 모델 에세이를 함께 읽으세요.
- ③ 체크리스트를 이용해 아이의 글과 모델 에세이를 비교해보세요.

모델 에세이는 Grade 2 입학 합격 수준의 이상적인 답변입니다. 완벽하게 따라할 필요는 없지만, 구조와 어휘를 참고하면 큰 도움이 됩니다.

★ Model Essay — Prompt 1

Personal Narrative | A Proud Moment

이 모델 에세이는 Grade 2 합격 수준의 이상적인 답변입니다. 아이의 글을 쓴 후 비교해보세요.

Last spring, I felt like the proudest person in the world when I finally learned to ride my bike without training wheels. For weeks, my legs had been shaking every time I tried, and I kept falling onto the rough pavement. But I refused to give up.

First, my dad held the back of my seat as I pedaled slowly down our driveway. Then, little by little, he let go — and I did not even notice! After that, I made it all the way to the big oak tree at the end of the street. My wheels hummed against the smooth road and the warm wind rushed against my cheeks. It felt like flying.

In the end, I jumped off my bike and threw my arms into the air. My whole family cheered from the yard. That day, I learned that if you keep trying even when it is hard, amazing things can happen. I still smile every time I ride my bike.

🔍 What makes this essay strong?

- Beginning: Sets the scene with WHEN and a hook
- Middle: Events in ORDER with transition words (First, Then, After that)
- End: Shares a feeling and life lesson
- Specific sensory details: rough pavement, hummed, warm wind
- At least 3 solid paragraphs

★ Model Essay — Prompt 2

Personal Narrative | A Time Something Went Wrong

이 모델 에세이는 Grade 2 합격 수준의 이상적인 답변입니다. 아이의 글을 쓴 후 비교해보세요.

One Saturday morning, I was so excited to build the tallest block tower I had ever made. I had been planning it for days and imagined it reaching all the way to the ceiling. Unfortunately, things did not go as I had hoped.

First, I carefully stacked block after block, higher and higher. Then, just as I placed the very last blue block on top, the whole tower swayed and crashed to the floor with a tremendous boom. My little sister started crying from the noise, and I felt hot tears prick my own eyes. I wanted to give up and walk away.

But instead, I took a deep breath and started again. This time, I made the base wider and the tower a little shorter. It was not as tall as I had dreamed, but it stayed up! I learned that when something goes wrong, the best thing you can do is try again in a smarter way.

What makes this essay strong?

- Beginning: Establishes the hopeful plan that went wrong
- Middle: Describes the problem and feelings with vivid detail
- End: Shows what was learned — not just “I was sad”
- Strong emotion words: excited, tremendous, hot tears
- Transition words: First, Then, But instead, This time

★ Model Essay — Prompt 3

Personal Narrative | A Wonderful Surprise

이 모델 에세이는 Grade 2 합격 수준의 이상적인 답변입니다. 아이의 글을 쓴 후 비교해보세요.

On the morning of my seventh birthday, I woke up thinking it would be a perfectly ordinary day. My parents had told me my party was next weekend, so I shuffled downstairs in my pajamas, still half asleep.

Then, the moment I pushed open the kitchen door, the whole room exploded with color and noise. "SURPRISE!" shouted my grandparents, my cousins, and my three best friends all at once. Shiny gold balloons floated against the ceiling, and the sweet smell of my favorite chocolate cake drifted through the air. My heart leapt so high I thought it might float up with the balloons.

In the end, I ran forward and hugged everyone at once, laughing and crying at the same time. That birthday taught me that the very best moments in life are the ones you never saw coming. I will keep that memory in my heart forever.

🔍 What makes this essay strong?

- Ordinary scene first creates a great contrast for the surprise
- Vivid sensory details: color, noise, smell of cake, golden balloons
- Strong feeling words: leapt, laughing and crying at the same time
- Ending has a beautiful life reflection — not just "I was happy"
- Varied sentence lengths for rhythm and punch

★ Model Essay — Prompt 4

Personal Narrative | My First Time Trying Something New

이 모델 에세이는 Grade 2 합격 수준의 이상적인 답변입니다. 아이의 글을 쓴 후 비교해보세요.

My hands were trembling and my stomach felt like it was full of jumping frogs the first time I stood on a ski slope. I was six years old, bundled up in a puffy red jacket, staring down a hill that looked as tall as a mountain. First, my instructor, Ms. Lee, showed me how to point my skis in a V shape to slow down. Then, I pushed off gently and glided forward. The cold mountain air stung my cheeks and the crisp snow crunched beneath my skis. At first, I wobbled terribly and nearly crashed into a bright orange safety net. But I kept my knees bent, just like Ms. Lee said, and slowly I began to feel the rhythm of it.

By the end of the day, I had skied all the way down the bunny slope three whole times without falling. I felt absolutely unstoppable. That day, I discovered that the most frightening first steps often lead to the most wonderful adventures.

🔍 What makes this essay strong?

- Beginning: Physical nervousness shown vividly (trembling, jumping frogs)
- Middle: Step-by-step events with sensory detail
- End: Sense of accomplishment and life lesson
- Powerful adjectives: trembling, crisp, absolutely unstoppable
- Great sentence variety throughout

★ Model Essay — Prompt 5

Opinion | Should Students Wear School Uniforms?

이 모델 에세이는 Grade 2 합격 수준의 이상적인 답변입니다. 아이의 글을 쓴 후 비교해보세요.

I believe that students should wear school uniforms. Uniforms make school a fairer and more focused place to learn, and I think every school should have them.

First, uniforms help everyone feel equal. When students wear the same clothes, nobody feels left out because they cannot afford the newest or most fashionable outfits. The reason is that school should be about learning, not about what you are wearing. In addition, uniforms make mornings much simpler. For example, at my cousin's school, which has uniforms, she never wastes time choosing an outfit. She gets dressed in two minutes and has more time for breakfast!

In conclusion, I strongly believe that school uniforms are a wonderful idea. They make school fairer, calmer, and more focused on what truly matters — learning together.

🔍 What makes this essay strong?

- Opinion clearly stated in the very first sentence
- Two distinct reasons with "because" and "in addition"
- Specific personal example (cousin's school story)
- Opinion starters: I believe, I think, I strongly believe
- Strong conclusion that restates the opinion

★ Model Essay — Prompt 6

Opinion | The Most Important School Subject

이 모델 에세이는 Grade 2 합격 수준의 이상적인 답변입니다. 아이의 글을 쓴 후 비교해보세요.

In my opinion, reading is the most important subject in school. Without the ability to read, a person cannot truly learn anything else, and that is why I believe it must come first.

First, reading opens the door to every other subject. The reason is that even math problems require reading to understand the question. If a student cannot read well, they will struggle in science, social studies, and every class. Furthermore, reading helps us understand the world around us. For example, last year I read a book about ocean animals, and I learned so many fascinating facts that my teacher had never even mentioned in class. That book made me want to learn more and ask better questions.

That is why I believe reading is the single most important subject in school. It is not just a subject — it is the key that unlocks all other learning.

What makes this essay strong?

- Clear opinion stated immediately
- Two reasons both logically explained
- Specific personal example (ocean book)
- Logical connection shown: reading helps every other subject
- Conclusion uses a memorable metaphor: key that unlocks learning

★ Model Essay — Prompt 7

Opinion | City or Countryside — Which Is Better?

이 모델 에세이는 Grade 2 합격 수준의 이상적인 답변입니다. 아이의 글을 쓴 후 비교해보세요.

I think it is better to live in a city than in the countryside. Cities are full of exciting things to do and have everything you need close by, which makes life easier and more interesting.

First, cities have amazing things to do on weekends. For example, whenever my family visits my aunt in the city, we go to museums, watch movies at big theaters, and eat food from countries all around the world — all in one afternoon! In addition, cities have excellent schools and libraries nearby. This is because so many people live there that the government builds more resources. In the countryside, you might have to drive a very long time just to get to a library.

In conclusion, I believe that living in a city gives children more opportunities to learn, explore, and grow. That is why I would choose city life every time.

What makes this essay strong?

- Takes a clear side and defends it confidently
- Two distinct reasons with examples and explanations
- Vivid personal example (weekends with aunt in the city)
- Uses contrast (city vs countryside) to strengthen the argument
- Confident conclusion: "That is why I would choose city life every time"

★ Model Essay — Prompt 8

Opinion | What Makes a Good Friend?

이 모델 에세이는 Grade 2 합격 수준의 이상적인 답변입니다. 아이의 글을 쓴 후 비교해보세요.

I believe the most important qualities of a good friend are kindness and honesty. Without these two things, a friendship cannot truly last.

First, a good friend is kind, especially when things are difficult. The reason is that anyone can be friendly when life is easy, but a true friend stays by your side when you are upset or struggling. For example, last year when I tripped and fell in front of everyone at lunch, my best friend Mia immediately ran over, helped me up, and sat with me the whole time so I would not feel embarrassed. She did not laugh or walk away. That is what real kindness looks like. In addition, a good friend is honest with you. This matters because a friend who only tells you what you want to hear is not really helping you grow.

In conclusion, I believe that kindness and honesty are the two pillars of a true friendship. A friend who has both is truly a treasure worth keeping.

What makes this essay strong?

- Two clear qualities named and explained with reasoning
- Powerful personal story about Mia at lunch — very specific and moving
- Shows what kindness looks like rather than just telling
- Both O-R-E elements clearly present
- Conclusion uses a beautiful metaphor: treasure worth keeping

My Favorite Place

Describe your favorite place so clearly that someone who has never been there can picture it perfectly. Use at least 4 of your 5 senses.

Think of: your bedroom, a park, grandparents' kitchen, a beach, a library, a café, a playground...

 **My Plan:**

 I see:	
 I hear:	
 I smell:	
 I feel/touch:	
 Why it is special:	

 **Write here:**

★ Model Essay — Prompt 9

Descriptive | My Favorite Place

이 모델 에세이는 Grade 2 합격 수준의 이상적인 답변입니다. 아이의 글을 쓴 후 비교해보세요.

My grandmother's kitchen is the most magical place I know. The moment I step through the door, a blanket of warmth wraps around me like a hug.

Everywhere I look, there is something wonderful to see. Tiny jars of colorful spices line the wooden shelves, glowing amber, deep red, and golden yellow in the afternoon light. A well-worn wooden table sits in the center of the room, its smooth surface marked with years of family meals. When I close my eyes, I can hear the gentle bubbling of soup on the stove, a sound as cozy and familiar as a lullaby. The air is thick with the sweet, smoky scent of doenjang jjigae — a smell that instantly makes my heart feel at home. If I reach out and touch the old ceramic bowls stacked by the sink, I feel their cool, silky surfaces, each one slightly different, like old friends.

But what makes this kitchen truly my favorite place is not the sights or smells. It is the feeling of sitting beside my grandmother, watching her strong hands move with quiet certainty, knowing that for that moment, everything in the world is perfectly all right.

🔍 What makes this essay strong?

- All 5 senses used clearly and specifically
- Powerful adjectives: glowing, well-worn, silky, sweet, smoky
- Specific color details: amber, deep red, golden yellow
- Ends with an emotional reason — not just a list of senses
- Beautiful comparisons: warm like a hug, familiar as a lullaby

The Magical Backpack

Imagine you find a magical backpack that can produce anything you need. Write a story about your first day using it. What happens? Is there a problem?

Think of: What would you wish for? What goes wrong? How do you fix it? What do you learn?

 My Plan:

Character(s):	
Setting:	
How you find the backpack:	
Problem:	
Solution & lesson:	

 Write here:

★ Model Essay — Prompt 10

Creative | The Magical Backpack

이 모델 에세이는 Grade 2 합격 수준의 이상적인 답변입니다. 아이의 글을 쓴 후 비교해보세요.

On a foggy Tuesday morning, I found a dusty blue backpack wedged behind the bushes near the school gate. It looked ordinary enough — except for the tiny golden star sewn on the front zipper that seemed to wink at me. Curious, I slung it over my shoulder and walked inside.

At lunch, I whispered, "I wish I had a slice of pizza," and reached inside. My fingers closed around something warm and perfect. I gasped. The backpack worked! Excitement bubbled up in my chest like a shaken soda bottle, and I immediately began wishing for bigger things — a brand-new bicycle, a puppy, and then, feeling very bold, I wished for a rocket ship. Suddenly, a tiny silver rocket appeared on my lunch tray, and then grew and grew and GREW until it burst through the cafeteria ceiling with a deafening CRACK. Students scattered. Teachers shouted. Lunch trays clattered to the floor.

With my heart hammering, I grabbed the backpack and whispered, "Please take it back." The rocket shrank instantly and disappeared. In the end, I zipped the backpack shut and tucked it carefully in my locker. I had learned a very important lesson that day: just because you CAN have anything does not mean you should wish for everything. Some things are better left to earn.

🔍 What makes this essay strong?

- Beginning hooks with mystery (dusty backpack, winking star)
- Problem escalates naturally — great story arc with humor!
- Dialogue and physical sensations bring it to life
- Satisfying ending with a clear and memorable lesson
- Strong sentence variety: short punchy sentences mixed with longer ones

Graphic Organizer A | Personal Narrative Planner

부록 — Appendix

HOOK / Opening Start with action, feeling, or question:	
BEGINNING When? Where? Who? How did you feel at the start?	
MIDDLE — Event 1 What happened first?	
MIDDLE — Event 2 Then what happened?	
MIDDLE — Event 3 After that?	
END How did it end? What did you feel or learn?	

Graphic Organizer B | Opinion Writing Planner (O-R-E)

부록 — Appendix

OPINION I think / I believe / In my opinion...	
REASON 1 Because... / The reason is...	
EXAMPLE 1 For example... (from YOUR life)	
REASON 2 Also... / Another reason is...	
EXAMPLE 2 For instance...	
WRAP UP In conclusion... / That is why I believe...	

★ A message from your teacher:

You have worked incredibly hard over these 8 weeks. You came in as someone who could already write solid paragraphs — and now you have the tools to make your writing truly stand out. Remember: examiners want to see YOUR voice, YOUR ideas, and YOUR experiences. Trust yourself, take a breath, and write from the heart. You've got this! ✨